

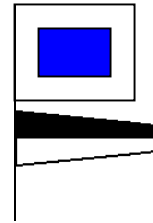
How to shorten a course

You can shorten a course (finish) at any rounding mark.

Display Flag S  with 2 sounds.

If other classes are coming round the mark that are not finishing then you must fly S Flag and the Class Flag/s which you intend to finish.

It is important that the class flag is below the S Flag as shown here for the Mirror class.



Position your boat at right angles to the course from the last mark they rounded, and about 20 - 50 metres from the buoy.

Be ready to write the sail numbers and give a sound signal as they finish.

How to change a course (C flag)



You can change a course at any rounding mark.

Display **Flag C** and the **class flag** below with repetitive sounds as shown here for the Swallow class.

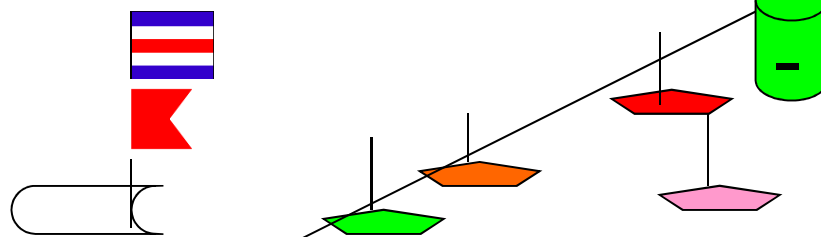


Display clearly on a board the next mark/s.

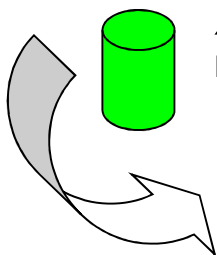
You need to be in a position where **all** boats can clearly see you.

- About 100 metres before the mark
- Windward of the boats

Wind direction



These boats are approaching the



These boats are rounding mark B and can see the rib with the change of course for the next leg.